

Installation Guide:

1. Step 1:

- Download Extension and place inside your Project root/app/code/

2. Step 2:

- In magento root directory run the following commands using the command line:

```
php bin/magento setup:upgrade
```

```
php bin/magento setup:static-content:deploy
```

3. Step 3:

- Login to Magento admin and enable extension at
Stores=>Configuration=>MageCaptain=> Product URL Regenerate

4. Step 4:

- That's it, you're done.

Description:

Any Store Owner has a number of products for that E-Commerce Store. So Generally in this Situation, The Client import product through the sheet.

Sometimes after Product Import, the Product URL not generated automatically. So Store Owner needs to manage that Product URL Regeneration Process Manually.

Magecaptain Develops Product URL Regenerate Extension to Regenerate Product URL Automatically. Using this Extension no need to create a Product URL Manually.


How to Use:

There are two different way to Regenerate Product URL

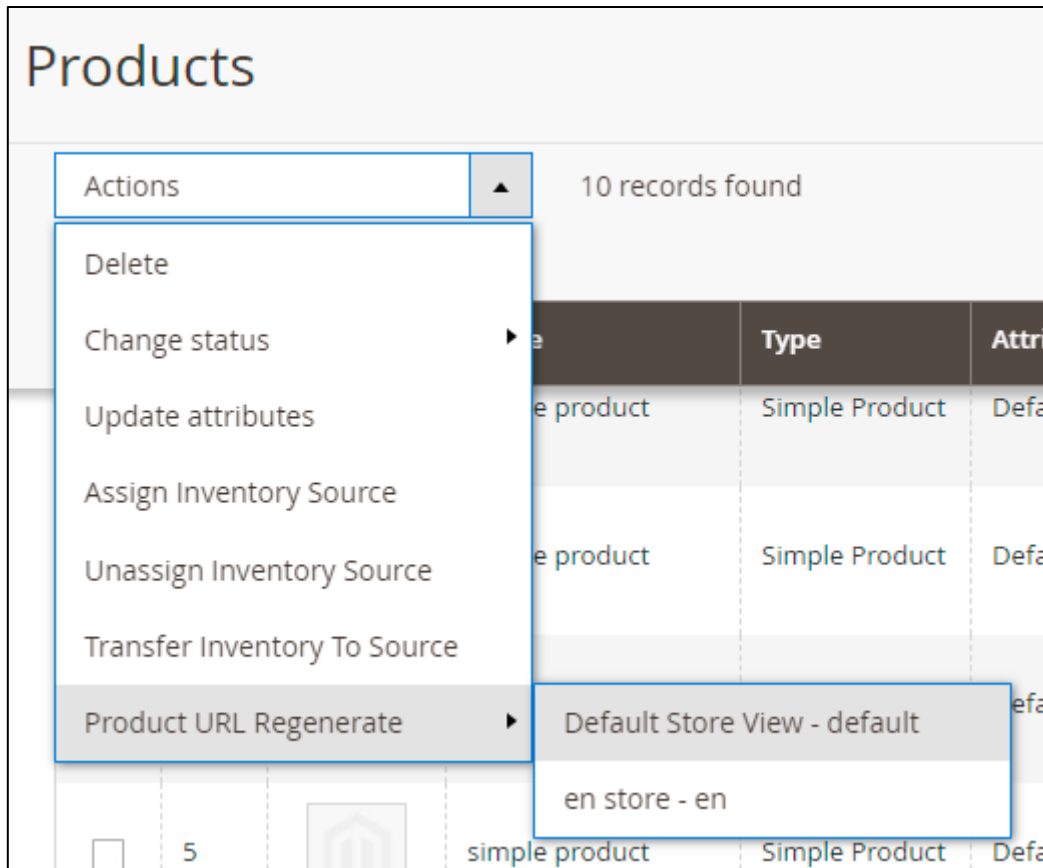
- 1) Admin Panel
- 2) Console (Command Line)

Using Admin panel

- Open Product Grid form this way Catalog => Products



- Product Grid there is option added to Regenerate Product Url see



- But before it you need to select Product which need to regenerate URL, from Grid and then click on action Select Product URL Regenerate from List and then Select store.

Products

🔔 3 👤 admin

[Add Product](#)

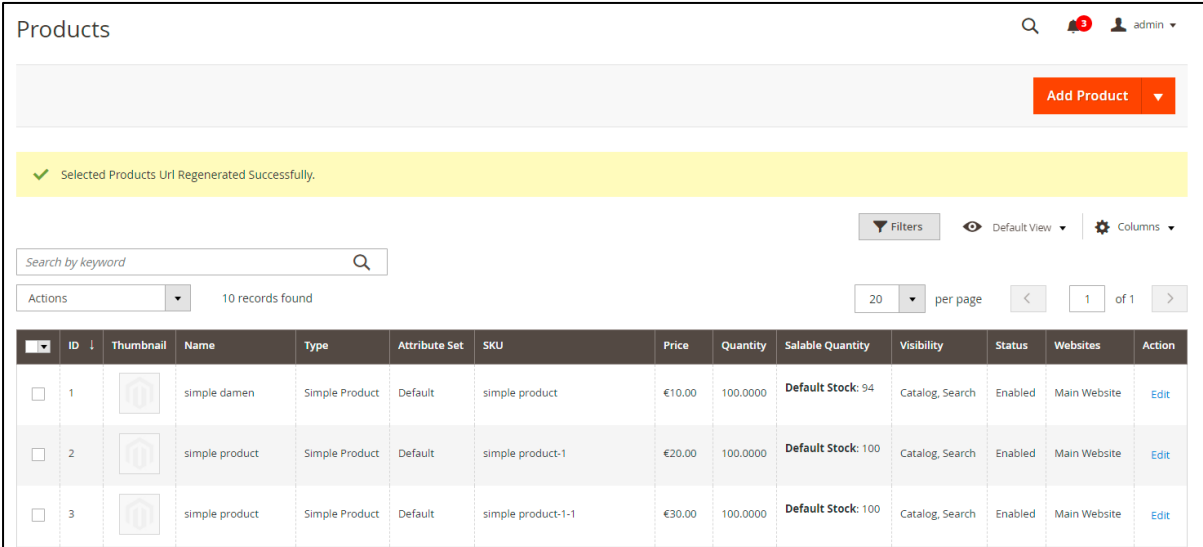
⌵ Filters 👁 Default View ⚙ Columns

Search by keyword

Actions 10 records found (2 selected)
20 per page
< 1 of 1 >

<input type="checkbox"/>	ID	Thumbnail	Name	Type	Attribute Set	SKU	Price	Quantity	Salable Quantity	Visibility	Status	Websites	Action
<input checked="" type="checkbox"/>	1		simple damen	Simple Product	Default	simple product	€10.00	100.0000	Default Stock: 94	Catalog, Search	Enabled	Main Website	Edit
<input checked="" type="checkbox"/>	2		simple product	Simple Product	Default	simple product-1	€20.00	100.0000	Default Stock: 100	Catalog, Search	Enabled	Main Website	Edit
<input type="checkbox"/>	3		simple product	Simple Product	Default	simple product-1-1	€30.00	100.0000	Default Stock: 100	Catalog, Search	Enabled	Main Website	Edit

- Then URL Generated Successfully for Selected Product



The screenshot shows the Magento Admin interface for the 'Products' section. A yellow banner at the top indicates a successful operation: 'Selected Products Url Regenerated Successfully.' Below this, there is a search bar and a table of products. The table has 13 columns: ID, Thumbnail, Name, Type, Attribute Set, SKU, Price, Quantity, Salable Quantity, Visibility, Status, Websites, and Action. Three products are listed:

ID	Thumbnail	Name	Type	Attribute Set	SKU	Price	Quantity	Salable Quantity	Visibility	Status	Websites	Action
1		simple damen	Simple Product	Default	simple product	€10.00	100.0000	Default Stock: 94	Catalog, Search	Enabled	Main Website	Edit
2		simple product	Simple Product	Default	simple product-1	€20.00	100.0000	Default Stock: 100	Catalog, Search	Enabled	Main Website	Edit
3		simple product	Simple Product	Default	simple product-1-1	€30.00	100.0000	Default Stock: 100	Catalog, Search	Enabled	Main Website	Edit

Using Console

- Open you console window, and go to root Directory

```
mc:ProductUrlRegenerate [-s|--store="..." -l|--limit="..." -m|--missing -r|--reindex] [pids1] ... [pidsN]
```

Arguments:

⇒ pids: Product ID to regenerate URL

Options:

⇒ -s, --store=STORE Use the specific Store View [default: 0]

Eg:

⇒ Regenerate url for all products and the global store

```
php bin/magento mc:ProductUrlRegenerate
```

⇒ Regenerate url for products with id (1, 2, 3, 4) for store 1

```
php bin/magento mc:ProductUrlRegenerate -s1 1 2 3 4
```

Features:

- Easy to setup and Use
- Enable/Disable extension from a backend
- There is option Regenerate All Product URL or Selected Product URL
- There is Option to Regenerate URL through console(Command) and also through Backend
- Non-technical User can also manage Product URL Rewrite though few click on Backend grid
- No need to write any code for it
- No need to Generate Product URL Manually